

tradition

swivel

SIN#: 33721

↑ to 300



pictured model

TP200 E21 CUF CAB
Tradition High Back Swivel - Plain back with Swivel Tilt Mechanism, Contemporary Upholstered Arms, and Cast Aluminum Base with black finish.

features and benefits

- Creative ergonomic engineering enhances distinctive, traditional styles. Designed for the executive office and boardroom.
- High density, 2.9lb layered "Soft Seat" foam seat and 1.2lb layered foam back.
- 13 ply, compound curved plywood shell with built in lumbar support and waterfall seat.
- Choose plain, buttoned, or tufted back upholstery. French seam tailoring.
- Matching task and guest models in 300 lb. Matching swivel and task models in 400 lb. Matching swivel in 550 lb.

pricing

all models are priced armless

high back

Model	Description	Gr 1	Gr 2	Gr 3	Gr 4	Gr 5	Gr 6	Gr 7	Gr 8	Gr 9	Gr 10
plain back											
TP200 E21	Swivel Tilt	925	1030	1137	1168	1267	1366	1465	1564	1663	1762
TP200 E27	Swivel Knee Tilt	1054	1159	1265	1277	1290	1369	1447	1542	1605	1685
button back											
TB200 E21	Swivel Tilt	925	1030	1137	1168	1267	1366	1465	1564	1663	1762
TB200 E27	Swivel Knee Tilt	1054	1159	1265	1277	1290	1369	1447	1542	1605	1685
tuft back											
TT200 E21	Swivel Tilt	925	1030	1137	1168	1267	1366	1465	1564	1663	1762
TT200 E27	Swivel Knee Tilt	1054	1159	1265	1277	1290	1369	1447	1542	1605	1685

medium back

Model	Description	Gr 1	Gr 2	Gr 3	Gr 4	Gr 5	Gr 6	Gr 7	Gr 8	Gr 9	Gr 10
plain back											
TP201 E21	Swivel Tilt	886	984	1083	1101	1155	1221	1288	1367	1420	1486
TP201 E27	Swivel Knee Tilt	1054	1159	1265	1296	1395	1494	1593	1692	1791	1890
button back											
TB201 E21	Swivel Tilt	886	984	1083	1101	1155	1221	1288	1367	1420	1486
TB201 E27	Swivel Knee Tilt	1054	1159	1265	1296	1395	1494	1593	1692	1791	1890
tuft back											
TT201 E21	Swivel Tilt	886	984	1083	1101	1155	1221	1288	1367	1420	1486
TT201 E27	Swivel Knee Tilt	1054	1159	1265	1296	1395	1494	1593	1692	1791	1890

For more detailed information on the mechanisms and their functions, please see pages 3-4.

measurements

Model	Style	Overall	Seat	Back	COM Yardage
T200 Series	High Back	W 27 D 27 H 45	SW 21 SD 20 SH 16.5-21	BW 21 BH 28	2.75
T201 Series	Medium Back	W 27 D 27 H 41.5	SW 21 SD 20 SH 16.5-21	BW 21 BH 24	2.50

All measurements are approximate and can change depending on the configuration chosen.







seating inc.

arm choices

				
BPA - \$134 C-style, black, polyurethane. Fixed height and width.	PAA - \$272 C-style, polished aluminum with black no-slip pad. Fixed height and width.	T4 - \$195 T-style, angled, with urethane pad. 4-way adjustable.	TA - \$210 T-style, angled, with urethane pad. Height & Width Adjustable.	TC - \$146 T-style with urethane pad. Height adjustable.

upholstered arms (add 1 yard com)

Model	Description	Gr 1	Gr 2	Gr 3	Gr 4	Gr 5	Gr 6	Gr 7	Gr 8	Gr 9	Gr 10
 CUF	Fixed Height, Adjustable Width (Dimensions: 12.5" H x 18.5" L x 2.75" W)	252	284	316	348	380	412	444	476	508	540
 CUA	Adjustable Height & Adjustable Width (Dimensions: 12.5" H x 18.5" L x 2.75" W)	298	330	362	394	426	458	490	522	554	586
 TUF	Fixed Height, Adjustable Width (Dimensions: 11" H x 18" L x 4" W)	252	284	316	348	380	412	444	476	508	540
 TUA	Adjustable Height & Adjustable Width (Dimensions: 11" H x 18" L x 4" W)	298	330	362	394	426	458	490	522	554	586

arm upgrades

Code	Description	List Price
WAB	Width Adjustment Brackets – 2" horizontal arm adjustment. (standard on T4 & TA arms)	\$40
G	Gel Pad Upgrade – (standard on TE arms, available on TC)	\$125

options & upgrades

Code	Description	List Price
BACK		
BN	Black Ballistic Nylon – Upholstered outer back protects against wear in intensive use environments.	N/C
SBS	Schukra® Back Saver – Mechanical adjustable lumbar support.	\$90
VBE	Vinyl Back Edge – Clear vinyl edging protects back upholstery from impact damage.	\$32
SEAT		
WW	Wide Width – Changes swivel seat width to 24" inside dimension. Add 1/2 yard COM.	\$155
BASES/GLIDES/CASTERS		
BSB	25", 5 Leg Black Composite Spider Base – Black finish with 75mm non-hooded carpet casters.	\$19
PAB	25", 5 Leg Cast Aluminum Spider Base – Polished aluminum finish with 75mm non-hooded carpet casters.	\$109
CAB	26", 5 Leg Cast Aluminum Base – Black Finish.	\$89
CAC	26", 5 Leg Cast Aluminum Base – Chrome finish.	\$76
STW	Soft Twin Wheel Casters – For use on hard floors.	\$27
SWB	Hard Floor Braking Casters - Brakes steady chair as user sits. Not available for PAB or BSB bases.	\$59
WB	26" Traditional Wood Base – 2" bronze finished, hooded ball casters. See page 6 for wood finish choices.	\$283
WF	Finishes for Wood Base: Black, Empire Mahogany, Fonhill Pear, Montana Walnut, Wild Cherry, Cafelle Designer White, Kensington Maple.	
CHAIR HEIGHT		
CYLS	Short Cylinder – 15.75" - 18.50" cylinder height.	N/C
CYLT	Tall Cylinder – 19.00" - 23.25" cylinder height.	N/C
SPECIALTY		
CAL 133	Flame Guard – Chair made to conform to CAL 133 spec.	\$68 per yard used
SC	Semi Custom - Moderate Modifications to meet specifications	CFP
TRFS	Temperature Regulating Foam - Seat Only	\$52
TRF	Temperature Regulating Foam	\$86

For more information on Options & Upgrades, please see pages 5-6.

tradition