

saddle swivel

SIN#: 33721



pictured model

SA200 E27 PAA PAB
Saddle High Back Swivel with
Knee tilt mechanism, Polished
Aluminum arms, and Polished
Aluminum Spider Base



features and benefits

- Tailored with top cushions, generous dimensions. A cut above.
- High density, 2.9lb 3 layered "Soft Seat" foam seat and 1.2lb layered foam back. Ergonomically shaped seat
- Extra wide seat and back.
- 13 ply, compound curved 2 piece plywood shell with built in lumbar support and waterfall seat.
- Matching task, stool, and guest in 300 lb weight capacity. Matching swivel and task in 400 lb weight capacity.

pricing

all models are priced armless

high back

Model	Description	Gr 1	Gr 2	Gr 3	Gr 4	Gr 5	Gr 6	Gr 7	Gr 8	Gr 9	Gr 10
SA200 E21	Swivel Tilt	899	1011	1123	1161	1256	1375	1493	1636	1731	1850
SA200 E27	Swivel Knee Tilt	1028	1139	1251	1289	1384	1503	1622	1764	1859	1979



medium back

Model	Description	Gr 1	Gr 2	Gr 3	Gr 4	Gr 5	Gr 6	Gr 7	Gr 8	Gr 9	Gr 10
SA201 E21	Swivel Tilt	861	967	1073	1108	1198	1310	1423	1557	1648	1761
SA201 E27	Swivel Knee Tilt	990	1095	1201	1237	1327	1439	1552	1686	1776	1889



For more detailed information on the mechanisms and their functions, please see pages 3-4.

measurements

Model	Style	Overall	Seat	Back	COM Yardage
SA200	High Back	W 24.5 D 27 H 43	SW 21 SD 20 SH 16.5-21	BW 23 BH 26	4.00
SA201	Medium Back	W 24.5 D 27 H 36	SW 21 SD 20 SH 16.5-21	BW 23 BH 21	3.75

All measurements are approximate and can change depending on the configuration chosen.







arm choices



BPA - \$134	PAA - \$272	T4 - \$195	TA - \$210	TC - \$146
C-style, black, polyurethane. Fixed height and width.	C-style, polished aluminum with black no-slip pad. Fixed height and width.	T-style, angled, with urethane pad. 4-way adjustable.	T-style, angled, with urethane pad. Height & Width Adjustable	T-style with urethane pad. Height adjustable.

upholstered arms (add 1 yard com)

Model	Description	Gr 1	Gr 2	Gr 3	Gr 4	Gr 5	Gr 6	Gr 7	Gr 8	Gr 9	Gr 10
 CUF	Fixed Height, Adjustable Width (Dimensions: 12.5" H x 18.5" L x 2.75" W)	252	284	316	348	380	412	444	476	508	540
 CUA	Adjustable Height & Adjustable Width (Dimensions: 12.5" H x 18.5" L x 2.75" W)	298	330	362	394	426	458	490	522	554	586
 TUF	Fixed Height, Adjustable Width (Dimensions: 11" H x 18" L x 4" W)	252	284	316	348	380	412	444	476	508	540
 TUA	Adjustable Height & Adjustable Width (Dimensions: 11" H x 18" L x 4" W)	298	330	362	394	426	458	490	522	554	586

arm upgrades

Code	Description	List Price
WAB	Width Adjustment Brackets – 2" horizontal arm adjustment. (standard on T4 & TA arms)	\$40
G	Gel Pad Upgrade – (standard on TE arms, available on TC)	\$125

options & upgrades

Code	Description	List Price
BACK		
BN	Black Ballistic Nylon – Upholstered outer back protects against wear in intensive use environments.	N/C
SEAT		
TLCS	Energy Absorbing TLC Memory Foam Seat – 5.2 lb. TLC memory foam seat replaces standard foam seat.	\$97
BASES/GLIDES/CASTERS		
BSB	25", 5 Leg Black Composite Spider Base – Black finish with 75mm non-hooded carpet casters.	\$19
PAB	25", 5 Leg Cast Aluminum Spider Base – Polished aluminum finish with 75mm non-hooded carpet casters.	\$109
CAB	26", 5 Leg Cast Aluminum Base – Black Finish.	\$89
CAC	26", 5 Leg Cast Aluminum Base – Chrome finish.	\$76
STW	Soft Twin Wheel Casters – For use on hard floors.	\$27
SWB	Hard Floor Braking Casters - Brakes steady chair as user sits. Not available for PAB or BSB bases.	\$59
WB	26" Traditional Wood Base – 2" bronze finished, hooded ball casters. See page 6 for wood finish choices.	\$283
WF	Wood Finishes: Black, Empire Mahogany, Fonthill Pear, Montana Walnut, Wild Cherry, Cafelle, Designer White Kensington Maple	
CHAIR HEIGHT		
CYLS	Short Cylinder – 15.75" - 18.50" cylinder height.	N/C
CYLT	Tall Cylinder – 19.00" - 23.25" cylinder height.	N/C
SPECIALTY		
CAL 133	Flame Guard – Chair made to conform to CAL 133 spec.	\$68 per yard used
SC	Semi Custom - Moderate modifications to meet specifications	CFP
TRFS	Temperature Regulating Foam - Seat Only	\$52
TRF	Temperature Regulating Foam	\$86

For more information on Arm Choices, Options & Upgrades, please see pages 5-6.